



PENTECOST


Reading
from the Bible

Acts
chapter
2

LANGUAGES I
CAN SPEAK

- 1 _____
- 2 _____
- 3 _____

(CONTINUE OVERLEAF)




FIRE

Things that fall
over when it's windy

- 1 _____
- 2 _____
- 3 _____
- 4 _____
- 5 _____

Why the hurricane
sound, fire and
different languages?

your ideas here



What seemed to be tongues of
fire came to rest on each of
them... I sound like a violent gale...
they were filled with the Holy
Spirit and began to speak in
languages from all around the world...

OR

How do you imagine the scene?

I spend time listening to _____
but I would prefer to listen to _____

I would like
to speak to

what happened
before this story?

what happened next?

My name is

I prefer:

Flying a ☐
kite

sailing ☐

chasing ☐
leaves

My hair on a
windy day

MARKS OUT OF 10

Ornate ☐
fireplace

Fire alarm
going off ☐

Fire Engine ☐

Firefox ☐

Bonfire
night ☐

I would
like it
if the
spirit
helped
me to...



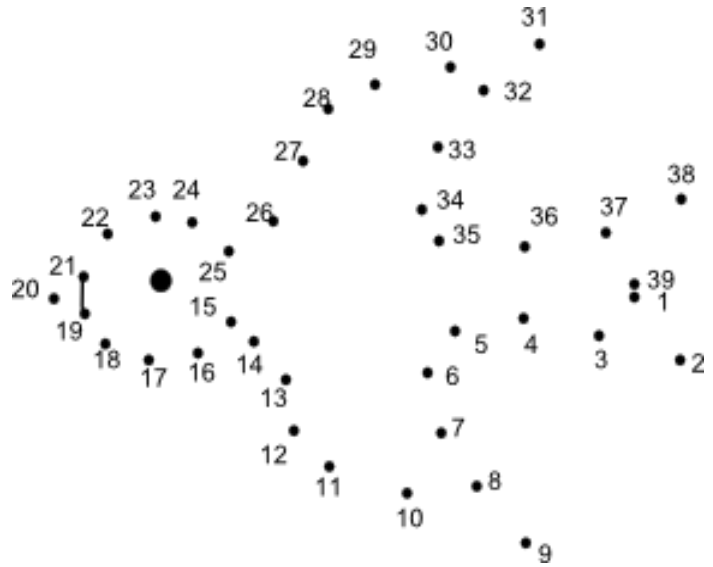
Learn About The Holy Spirit

The Trinity

God the Father, Jesus the Son, and the Holy Spirit are three persons who are all the same person – God. This is called the Trinity (Trinity means three).

When we think of God living inside us, in our hearts, and speaking to us each day, this is the Holy Spirit. The Holy Spirit lives inside every person who has become a Christian.

Work the puzzle to see a dove, a symbol of the Holy Spirit.



The Holy Spirit in the Old Testament

Before Jesus came, the Holy Spirit did not live inside every person.

God sent the Holy Spirit into a person when he had a special job for the person to do.

Read each verse, and write the name of the person who received the Holy Spirit.

Genesis 41:38

who interpreted dreams and advised the Pharaoh of Egypt

Exodus 31:2-4

who made beautiful things from gold, silver, and bronze

Judges 6:34

a judge who led the people of Israel

2 Samuel 23:1-2

who was the king of Israel and wrote beautiful songs


Daniel 4:8

who advised the king of Babylon and interpreted dreams


What Jesus Said

When Jesus was on earth, he spent time with his friends. He told them that after he was gone, God would send the Holy Spirit to be with them.

Jesus said that the Holy Spirit would:

 come after went back to

↓ + ⇒ ▲ ⇒ ✨ + * ▼ + →

 give them to

↓ ↑ △ + ⇐ △ ↑ ● → + ⇒ ⇒

 them everything

● + * ★ ✨

 them when they were sad




★ ↑ ← ○ ↑ ⇐ ●

Code:

*	★	+	○	✨	↑	↓	←	→	↑	↓	⇐	⇒	●	▲	▼	△
A	C	E	F	H	I	J	M	N	O	P	R	S	T	U	V	W


When the Holy Spirit Came

Use the picture clues to read the story of how the Holy Spirit came to all believers.

 told his  to wait for the  to come to them. One day the  of


 were all together. A strong wind brought . The  gave the  to

each person. They were able to  about  in different languages. About 3000 people

heard them and believed in  that day! Now the Holy Spirit lives inside each person who believes


in .


 Jesus

 Holy Spirit


 talk

 friends

 tongues of fire



Holy Spirit



WORD SEARCH

G N I R E F F O
F I L L E D J B
R E W O P Z V Z
D N I W F I R E

filled
fire
offering
power
wind



WORD SEARCH

R	E	W	O	P	C	S	M	P	M	T	F	E	S	S
B	V	S	E	L	P	I	C	S	I	D	I	C	E	Y
T	O	N	G	U	E	S	I	G	N	S	F	N	G	M
D	N	I	W	Z	F	I	L	L	E	D	T	E	A	B
P	E	N	T	E	C	O	S	T	X	B	I	S	U	O
F	I	R	S	T	F	R	U	I	T	S	E	E	G	L
G	N	I	R	E	F	F	O	B	U	S	T	R	N	I
H	C	R	U	H	C	N	E	V	A	E	H	P	A	Z
Y	R	A	N	I	D	R	O	A	R	T	X	E	L	E
D	N	U	O	S	P	I	R	I	T	F	I	R	E	D

CHURCH
DISCIPLES
EXTRAORDINARY
FIFTIETH
FILLED
FIRE
FIRSTFRUITS
HEAVEN
LANGUAGES



OFFERING
PENTECOST
POWER
PRESENCE
SIGNS
SOUND
SPIRIT
SYMBOLIZED
TONGUES
WIND

Stained Glass Craft



This is a simple cut and paste pretend stained glass craft that is fun and easy for children of all ages to complete.

Children can use the template pieces provided or they can use their imagination and design their own. There are a number of different templates to pick from.

The dove and flame are good for a holy spirit.

Materials:

- construction paper in a variety of different colors.
- scissors
- glue

Instructions:

- Print out templates of choice
- Create the stained glass window background:
 - Cut out an archway shape from blue construction paper or use the template provided.
 - Cut out random rectangular shapes from multiple colors of construction paper.
 - Glue the pieces all over the window to give it a stained glass look.
- Cut out the shape from your chosen template 2 thru 5 or make your own. If using the B&W version, you can trace the shape onto black construction paper or color in the image
- Glue it to the center of the window.

