




## Peter and the Lame Man Spot the Differences

Compare the picture on the top with the picture on bottom. Circle the 15 things that are different.



## Peter and the Lame Man Word Scramble

Unscramble each of the clue words. Take the letters that appear in the circle boxes and unscramble them to find the answer to the last phrase.

SKANLE

--	--	--	--	--	--

SPSOTLEA

--	--	--	--	--	--	--	--

TEFE

--	--	--	--

LHEA

--	--	--	--

RILVES

--	--	--	--	--	--

HONJ

--	--	--	--

RWNEDO

--	--	--	--	--	--

ERTPE

--	--	--	--	--

MPLEET

--	--	--	--	--	--

**Peter told the man: In the name of Jesus,**



--	--	--	--

--	--	--

--	--	--	--

# Peter and the Lame Man

## Crossword Puzzle



### ACROSS

2. Peter and John were two of these.
4. Peter told the man “\_\_\_\_\_ at us.”
5. The man asked Peter and John for this.
7. After he was well, the man \_\_\_\_\_ God.
8. These have toes.

### DOWN

1. What Peter told the man to do
3. Peter and John were going there.
6. God \_\_\_\_\_ the man through Peter.

## Peter and the Lame Man Bible Craft



**Bible Story:** Peter and the Lame Man

**Bible Text:** Acts 3:1-10


**Suggested Learning Outcome:** This fun craft will remind children that God works miracles through His people.

### Supplies List:

- Tissue paper
- Two colors of construction paper
- Crayons or markers
- Glue

### Teacher Preparation:

Pre-cut 1 circle, 1 large rectangle, and 2 small rectangles from two colors of construction paper. Make one set of shapes per child. Pre-cut strips of tissue paper, two strips per child.



### Instructions:

**Step 1.** Give kids a circle and instruct them to draw a face on it for the lame man. Give children the large and small rectangles and instruct them to glue the circle to the top of the large rectangle and glue the two smaller rectangles to the side of the lame man's body to form arms.



**Step 2.** Guide children in accordion folding their strips of tissue paper to become “leaping legs” for the lame man. Have kids glue the “leaping legs” to the bottom of the large rectangle. Now their lame man has been healed and can jump and leap and praise the Lord!

