




"This is the day that the Lord has made;  
let us rejoice and be glad in it."

**PSALM 118:24**

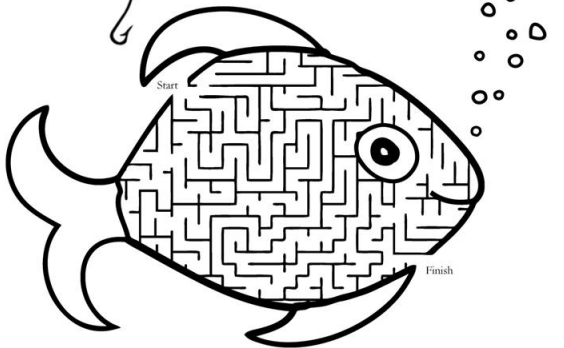


# Come Follow Me



**And I Will Make You  
Fishers Of Men** Matt 4:18-20

# FISHERS of MEN




And Jesus said to them, "Follow Me, and I will make you become fishers of men." **Mark 1:17**



**Follow Jesus**

## Jesus Calls his Disciples




Colour the picture and colour in the names of the four disciples

Peter

Andrew

John

James



I Can Tell Others About Jesus



# HIDDEN WORDS

Name \_\_\_\_\_

Simon Peter was a fisherman and a very hard worker. Later, Jesus called him to be one of His disciples! Find and circle the hidden words. Look for them in these directions.

FISHERMAN

SIMON

PETER

JESUS

WORKER


DISCIPLES

BOAT

NET

Color your picture!

W	A	C	B	M	P	C	G	L
M	D	F	V	W	J	D	D	N
H	S	I	M	O	N	E	I	V
K	K	S	I	R	I	B	S	U
W	X	H	K	K	J	R	C	T
M	P	E	T	E	R	Z	I	E
B	M	R	F	R	U	G	P	R
I	O	M	I	G	H	N	L	Z
A	E	A	Y	B	B	T	E	C
D	T	N	T	Y	T	Y	S	T
G	J	E	S	U	S	M	C	D
N	F	X	S	N	C	J	M	F



Luke 5




# Jesus' Disciples Take home Sheet

~~~~~  
{ "Come follow me," Jesus said, {  
{ "and I will make you fishers {  
of men." Matthew 4:19 }

~~~~~  
How are you going to follow Jesus this week?

- pray for someone?
- help someone?
- tell someone about God?
- read a Bible story?
- worship God?



- Make the clay into a fish shape and leave it to dry.
- Keep the fish by your bed this week to remind you to follow Jesus.



## Fishers of Men Bible Craft



**Bible Story:** Andrew Becomes a Fisher of Men

**Bible Text:** Matt. 4:18-20

**Suggested Learning Outcome:** This fun stick craft will help children remember the job that Andrew left so that he could become a fisher of men with Jesus.

### Supplies List:


- Craft sticks (4 per student)
- Craft eyes
- Hot glue
- Paint or crayons

### Instructions:

**Step 1.** Instruct children to color their craft sticks in fish like colors. Assist children in hot gluing two craft sticks together at an angle (see image).



**Step 2.** Next, glue two more sticks at right angles to create a fish fin (see image).



**Step 3.** Allow children to add a craft eye to complete the fish (see image).

