

CHARGE GROUP GUIDE



FIND COMMUNITY

TABLE OF CONTENTS

DEFINING TERMS	1
WHY CHARGE GROUPS	2
ESPN	3
FACILITATOR TIPS	4
PREPARING FOR YOUR FIRST GROUP	5
NEXT STEPS	6

APPENDIX I: WELCOME EMAIL

APPENDIX II: TYPES OF GROUPS

APPENDIX III: SOAP

APPENDIX IV: WHY WE GATHER SCRIPTURES

APPENDIX V: DISCUSSION GUIDE EXAMPLE

APPENDIX VI: MANAGING YOUR GROUP

APPENDIX VI: TAKING ATTENDANCE

FREE MARKET GROUPS

FMG simply means we are not building the church around one person's interests, life stage, or preferences. Instead, we want everyone to find community and experience Jesus across various aspects of life. Rather than asking people to interrupt their lives to attend a small group, we encourage them to turn their everyday activities into opportunities for ministry. Open your home to others. Turn your pickleball, hiking adventure, or gym time into a group. Instead of having coffee with just one person, invite a few others and make it a group. Life is better in a group! God has designed us to live in community, and He has placed passions in our hearts to help others take their next steps with Him.

TYPES OF GROUPS

At WALK Church, we offer a variety of Charge Groups, including connect groups, study groups, and affinity groups. While each group has its own focus, they all share the same goal: helping people find community and take their next steps in their relationship with Jesus.

FACILITATOR

A facilitator is the term we use for the designated leader(s) of a Charge Group. We choose the word "facilitator" because we believe that the Holy Spirit is the true leader of the group. Facilitators are simply guides, helping to direct the group. Their ultimate goal is to be obedient to the Holy Spirit, guiding members to love and care for one another while encouraging them to take their next steps.

WHY CHARGE GROUPS?

At its core, a Charge Group is less about what you do and more about who you do it with. We all need each other and that's why we have Charge Groups. Charge Groups are how we care for one-another and encourage one another to Walk in Jesus.

We are designed to WALK with Jesus in a group. **Life is much better in a group!**

5-FOLD MINISTRY

We equip our facilitators to understand how the church functions in a group through what is called **Five-Fold Ministry**. It is also referred to as APEST. The APEST Model originated from the writings of Paul in Ephesians 4: 11-16.

*“And he gave the **apostles**, the **prophets**, the **evangelists**, the **shepherds** and **teachers**, to equip the saints for the work of ministry, for building up the body of Christ, until we all attain to the unity of the faith and of the knowledge of the Son of God, to mature manhood, to the measure of the stature of the fullness of Christ, so that we may no longer be children, tossed to and fro by the waves and carried about by every wind of doctrine, by human cunning, by craftiness in deceitful schemes. Rather, speaking the truth in love, we are to grow up in every way into him who is the head, into Christ, from whom the whole body, joined and held together by every joint with which it is equipped, when each part is working properly, makes the body grow so that it builds itself up in love.”*

This passage highlights the different functions within the church. As the head of the church, Jesus identified five essential functions: apostles, prophets, evangelists, shepherds, and teachers. These functions are meant to equip the saints for ministry and build up the body of Christ. Through these functions, Jesus manifests Himself in and through the group. When the church lives in community, obedient to the Holy Spirit and building up one another, Jesus reveals Himself to a world that desperately needs Him. We, the church, are His hands and feet, continuing the work Jesus today. It is why Jesus said in John 13:35, “By this all people will know that you are my disciples, if you have love for one another.”

“In Him you also are being built together into a dwelling place for God by the Spirit.”

-Ephesians 2:22

ESPN

Every Charge Group includes key ingredients that identify it as a WALK Church Charge Group. These elements ensure that all our groups, regardless of type, help people find community and take their next steps in walking with Jesus. These ingredients are summed up by our acronym, ESPN.

ENCOURAGEMENT

Everyone needs encouragement! One of the main reasons we gather as a group is to build each other up. The first ingredient to a successful group is encouragement. Cultivate a life-giving atmosphere and empower the group to build-up one-another during the times you meet and throughout the week.

SCRIPTURE

God's Word is living and powerful. He uses His Word to encourage, challenge, and clarify the next steps in the lives of group members, so every group should include a scripture element. Unless you are a study group, we strongly recommend avoiding environments where the Word might be open to interpretation or debate. Instead, use God's Word to encourage one another and point people to His truth and goodness for their lives.

PRAYER

Prayer is an essential ingredient in every group. One of our core values at WALK Church is God Dependence. We must point people to God as their main source of dependence through prayer. It is true that God uses one-another to meet needs. However, without God working in and through us, we are powerless. Prayer turns our attention off our circumstances and onto the One who promises to use our circumstances. (*Romans 8:28*)

NEXT STEP

We believe that everyone has a next step. God uses the group to encourage one-another to take next steps. By faith, through the power of the Holy Spirit and the encouragement of the group, we get to guide others to take their next step(s) with Jesus.

"Therefore encourage one another and build one another up, just as you are doing."

-1 Thessalonians 5:11

FACILITATOR TIPS

1. Live out the honor instructions found in 1 Peter 2:16-18 and Romans 12:9-11
2. Reach out within 24 hours via email or text whenever you have a new inquiry for your group. You will receive an email when someone inquires about your group. (*Appendix V*)
3. Send out a welcome email to group members, which includes the following: meeting dates, start time, end time, location, and let them any additional information they may need (*Appendix II*).
4. Identify a form of communication with your group. We recommend groupme or a text thread. This will ensure that not only can you communicate with your group quickly with necessary information but will help your group grow relationally with one-another outside of your group time. *Note: If you are a returning facilitator and have returning group members, please begin a new communication thread each charge group semester.*
5. Be respectful of people's time. Make every effort to start on time and end the on time no matter the type of group. However, if for any reason it goes over, recognize that it has gone over and welcome those who need to leave to do so.
6. In groups that are co-ed, if people break up into pairs or small groups during group times instruct men to group men with men and women to group with women. Couples and married people may group together.
7. Redirect when you must. Don't let one person hog all the group time. Instead, try to keep conversations on topic. Don't be afraid to answer some questions with an "I don't know, but I will get back to you."
8. Don't allow slander or gossip
9. Don't allow the group to spend time talking about politics
10. Do not allow dishonoring talk about other churches, church leaders, church members, or other group members to take place in your group
11. Don't initiate invitations to people to come to your group who are already plugged in to other churches and other groups
12. Take attendance!
13. If you are asked a theological question regarding what WALK believes as a church, please refer them to our website at walkchurch.com or scan the QR code. You can also encourage them to attend "Join The Family." If further clarification is needed, reach out to to our Walk Church groups team at walkchurch.com/groups



PREPARING FOR YOUR FIRST GROUP TIME

CONNECT

Connect with potential group members when they inquire about joining. It's essential to personally reach out, follow up, and follow through, as first impressions are everything. When interacting with them:


- Remember that one of our core values is creating a life-giving atmosphere—be positive! As you invite them to the group, express your excitement that they are taking their next step into community.
- Send a welcome email and call or text them to confirm the time, location, and any other important details they need to know. *(See Appendix II)*
- Keep in mind that some people may just show up, so we should always welcome them with the same enthusiasm.

CO-FACILITATOR

Life happens. As your group forms, it's important to identify someone who can step in if you're absent. This person might not feel fully "ready," and that's okay. Once you've identified them, discuss their willingness to step in and facilitate in your absence. Throughout the semester, find ways to involve this person and help them build confidence in facilitating the group. One goal for each semester is for every facilitator to identify and empower at least one new potential facilitator to take a step toward facilitating a new group. You can also encourage them to attend Charge Group training.

BE PREPARED

We want to make sure we are prepared. Excellence breeds comfort and creates a life-giving environment. Starting on time, ending on time, and providing or communicating about the necessary materials needed for the group communicates excellence.



NEXT STEPS

Everyone has a next step! One of the greatest opportunities every facilitator is blessed with is helping each group member take their next step with the Lord. There are many types of next steps, but below is a list of some practical ones to encourage throughout the Charge Group semester.

JOIN THE FAMILY



DREAM TEAM INTEREST



CONNECT CARD



MAJOR CARE NEED



BAPTISM INTEREST



CONTACT US



SAMPLE WELCOME EMAIL

Hi, _____!

Thank you so much for your interest in joining our Charge Group!

We genuinely believe that life is better in a group!

Our *(next or first)* meeting will be *(date)* at *(place)*. The group time is *(start time)* – *(end time)*.

Location Address:

(Address + Gate Code)

Here is some additional information about the group:

(list any additional information)

We have created a *(GroupMe, text thread)* to communicate throughout the semester. Would it be ok if I add you to that communication thread?

Well, that's about it! It's going to be a blast!

We are looking forward to seeing you on *(date)*. If you have any questions about the group, please feel free to contact me directly. *(contact info)*

(SIGN YOUR NAME)

TYPES OF GROUPS

At WALK Church, we offer a variety of Charge Groups, including home groups, study/class groups, and affinity groups. While each group has its own focus, they all share the same goal: helping people find community and take their next steps in their relationship with Jesus.

CONNECT GROUP

STUDY GROUP

AFFINITY GROUP



CONNECT GROUP

Connect Groups meet in a variety of locations and focus on fostering meaningful relationships and connections. Discussions are often sermon-based or devotional, creating a space for thoughtful conversation, spiritual growth, and community building.

PREPARING

- Make sure the environment is clean and ready.
- If in a home, turn off TV and place worship music on in the background
- If in a home and you have kids coming: prepare the kids area to welcome the kids. This can include a movie being played or some sort of activity.
- If having a group meal: Communicate or have your host communicate what part of the meal is being provided and ask the members of the group to bring something.
- If in a home, provide coffee or water. Especially, if you are not having a meal. If you are a coffee shop, everyone can purchase their own drinks.
- Be sure to welcome new guest. If in a home, provide any information such as where the bathroom is, kids space, etc...
- If in a home, hang a welcome sign on the door. If you want shoes off, communicate that.
- Just don't be afraid to communicate what your guest need to know. You can do so in a life-giving way.

OTHER TIPS

- If the group has a host who is not the facilitator, the host should allow the facilitator to lead the group time, including setting the start and end times. The host should also participate fully in the group.
- Start and end on time. The facilitator should, in a life-giving manner, communicate when the group is concluding and assist the group in preparing to exit the home at the designated time.
- When communicating with new members, provide all necessary information. For example, if a meal is part of the group, make sure to mention it and clarify that bringing something is not required.
- If the group is "kid-friendly," include this detail in the welcome email. For example: *"Kids are welcome to watch a movie and play quietly in the room upstairs. Please note that we will not be providing a babysitter. As a guideline, children aged 3 to 12 can go upstairs to watch a movie. Children aged 2 and under should remain with you downstairs. Teens aged 13 and older are welcome to join the group."*
- *Celebrate any special occasions as a group: Birthdays, baptisms, next steps!*

TYPES OF GROUPS

STUDY GROUP

Study groups are centered on in-depth Bible or book studies and can be hosted in a variety of environments. While many focus on exploring scripture or specific topics in detail, some are designed to help individuals find freedom and growth in particular areas of their lives. **All materials and group focuses must be approved by the WALK Church groups team before starting.**

PREPARING

- Ensure that the environment is suitable for this type of group.
- Obtain approval for the study materials you plan to use.
- Communicate any costs associated with the materials to the group members and provide information on how to access them.
- If the group is hosted in a home, please refer to some of the guidelines for a connect group.

OTHER TIPS

- Create a life-giving atmosphere. If the Bible or book study includes open discussion, guide it positively and steer the conversation away from negativity if it arises.
- Don't feel pressured to have all the answers. If you're unsure about a question, direct them to walkchurch.com/groups to fill out a contact form, or reach out to our WALK Church groups team. You can also refer to our WALK Church statement of beliefs as needed.



TYPES OF GROUPS

AFFINITY GROUP

Designed to help individuals build community around a shared interest, these groups can be hosted in various environments. They often center on a specific mission, hobby, or activity, providing a space to connect with others while cultivating meaningful relationships.

PREPARING

- Ensure that the environment is life-giving.
- If there is a cost involved for the activity, communicate this to the group before the meeting.
- If the group is hosted in a home, please refer to some of the guidelines for a connect group.

OTHER TIPS

- Because Affinity Groups use different environments, don't worry if the group time isn't very formal. For example, if your group is centered around a mission activity, serve together and, after the project, ask a simple question like, "What did God teach you today about yourself or about Him?" Allow people to share and take a moment to pray for one another.
- Be creative in how you share scripture to encourage the group. Consider sharing a proverb of the day before or after the activity. Remember to pray together and follow up on any next steps.

SOAP

We believe that God speaks through our lives as an overflow of our personal relationship with Him. Many people lack a framework for spending time in God's Word daily, and we encourage you to prioritize this practice. While there isn't just one way to do it, you need to find "a" way that works for you. The SOAP format is one such method. Remember, God wants to speak to you and through you.

SCRIPTURE

Start by writing down the scripture reference(s) you plan to use for your time with the Lord. Don't feel pressured to determine an ending verse until after you've read. The goal of this time isn't just to finish a chapter; it's to hear from God by spending time in His Word.

For example: John 1:1–?

OBSERVATION

As you read the text, ask yourself: What is God saying to you? Is there a verse that stands out?

When you're in the Word, God is speaking—His Word is active and alive. Listen closely and take time to write down your observations. If a particular verse catches your attention, note it and consider why. For every passage, reflect on these two key questions: What does this say about God? What does this say about humans?

APPLICATION

Take time to write down any next steps or applications that God is speaking to you about in your own life. This could also include something to share with someone else for their encouragement.

PRAYER

Take time to ask God for help in applying what you've heard. Ask Him for the faith and courage to be obedient to what He has spoken to you about. Writing out your prayer can help you slow down and spend quality time with God. Be prepared to share with others what God has been revealing to you.

“WHY WE GATHER” SCRIPTURES

“BUT IF WE WALK IN THE LIGHT, AS HE IS IN THE LIGHT, WE HAVE FELLOWSHIP WITH ONE ANOTHER, AND THE BLOOD OF JESUS HIS SON CLEANSSES US FROM ALL SIN.” - **1 JOHN 1:7**

“AND LET US CONSIDER HOW TO STIR UP ONE ANOTHER TO LOVE AND GOOD WORKS, NOT NEGLECTING TO MEET TOGETHER, AS IS THE HABIT OF SOME, BUT ENCOURAGING ONE ANOTHER, AND ALL THE MORE AS YOU SEE THE DAY DRAWING NEAR.” - **HEBREWS 10:24-25**

“WALK WITH THE WISE AND BECOME WISE, FOR A COMPANION OF FOOLS SUFFERS HARM.”
- **PROVERBS 13:20**

“BROTHERS, IF ANYONE IS CAUGHT IN ANY TRANSGRESSION, YOU WHO ARE SPIRITUAL SHOULD RESTORE HIM IN A SPIRIT OF GENTLENESS. KEEP WATCH ON YOURSELF, LEST YOU TOO BE TEMPTED. BEAR ONE ANOTHER’S BURDENS, AND SO FULFILL THE LAW OF CHRIST.” - **GALATIANS 6:1-2**

“WHERE THERE IS NO GUIDANCE, A PEOPLE FALLS, BUT IN AN ABUNDANCE OF COUNSELORS THERE IS SAFETY.”
- **PROVERBS 11:14**

“AND THEY DEVOTED THEMSELVES TO THE APOSTLE’S TEACHING AND THE FELLOWSHIP, TO THE BREAKING OF BREAD AND THE PRAYERS.” - **ACTS 2:42**

“BUT ENCOURAGE ONE ANOTHER DAILY, AS LONG AS IT IS CALLED “TODAY,” SO THAT NONE OF YOU MAY BE HARDENED BY SIN’S DECEITFULNESS.” - **HEBREWS 3:13**

“A PERSON STANDING ALONE CAN BE ATTACKED AND DEFEATED, BUT TWO CAN STAND BACK-TO-BACK AND CONQUER. THREE ARE EVEN BETTER, FOR A TRIPLE BRAIDED CORD IS NOT EASILY BROKEN.”
- **ECCLESIASTES 4:12**

“PERFUME AND INCENSE BRING JOY TO THE HEART, AND THE PLEASANTNESS OF A FRIEND SPRINGS FROM THEIR HEARTFELT ADVICE.” - **PROVERBS 27:9**

“TWO ARE BETTER THAN ONE, BECAUSE THEY HAVE A GOOD RETURN FOR THEIR LABOR. IF EITHER FALLS DOWN, ONE CAN HELP THE OTHER UP. BUT PITY ANYONE WHO FALLS AND HAS NO ONE TO HELP THEM UP.” - **ECCLESIASTES 4:9-10**

“THEREFORE WELCOME ONE ANOTHER AS CHRIST HAS WELCOMED YOU, FOR THE GLORY OF GOD.”

- **ROMANS 15:7**

“BUT WE WILL DEVOTE OURSELVES TO PRAYER AND THE MINISTRY OF THE WORD.” - **ACTS 6:4**

“I HAVE TOLD THE GLAD NEWS OF DELIVERANCE IN THE GREAT CONGREGATION; BEHOLD, I HAVE NOT RESTRAINED MY LIPS, AS YOU KNOW, O LORD. I HAVE NOT HIDDEN YOUR DELIVERANCE WITHIN MY HEART; I HAVE SPOKEN OF YOUR FAITHFULNESS AND YOUR SALVATION; I HAVE NOT CONCEALED YOUR STEADFAST LOVE AND YOUR FAITHFULNESS FROM THE GREAT CONGREGATION.”

- **PSALM 40:9-10**

“THAT WHICH WE HAVE SEEN AND HEARD WE PROCLAIM ALSO TO YOU, SO THAT YOU TOO MAY HAVE FELLOWSHIP WITH US; AND INDEED OUR FELLOWSHIP IS WITH THE FATHER AND WITH HIS SON JESUS CHRIST. AND WE ARE WRITING THESE THINGS SO THAT OUR JOY MAY BE COMPLETE.”

- **1 JOHN 1:3-4**

“BLESSED BE THE GOD AND FATHER OF OUR LORD JESUS CHRIST, THE FATHER OF MERCIES AND GOD OF ALL COMFORT, WHO COMFORTS US IN ALL OUR AFFLICTION, SO THAT WE MAY BE ABLE TO COMFORT THOSE WHO ARE IN ANY AFFLICTION, WITH THE COMFORT WITH WHICH WE OURSELVES ARE COMFORTED BY GOD. FOR AS WE SHARE ABUNDANTLY IN CHRIST'S SUFFERINGS, SO THROUGH CHRIST WE SHARE ABUNDANTLY IN COMFORT TOO.” - **2 CORINTHIANS 1:3-5**

“FOR EVEN WHEN WE CAME INTO MACEDONIA, OUR BODIES HAD NO REST, BUT WE WERE AFFLICTED AT EVERY TURN—FIGHTING WITHOUT AND FEAR WITHIN. 6 BUT GOD, WHO COMFORTS THE DOWNCAST, COMFORTED US BY THE COMING OF TITUS, 7 AND NOT ONLY BY HIS COMING BUT ALSO BY THE COMFORT WITH WHICH HE WAS COMFORTED BY YOU, AS HE TOLD US OF YOUR LONGING, YOUR MOURNING, YOUR ZEAL FOR ME, SO THAT I REJOICED STILL MORE.”

- **2 CORINTHIANS 7:5-7**

“AS IRON SHARPENS IRON, SO ONE PERSON SHARPENS ANOTHER.” - **PROVERBS 27:17**

“FROM WHOM THE WHOLE BODY, JOINED AND HELD TOGETHER BY EVERY JOINT WITH WHICH IT IS EQUIPPED, WHEN EACH PART IS WORKING PROPERLY, MAKES THE BODY GROW SO THAT IT BUILDS ITSELF UP IN LOVE.” - **EPHESIANS 4:16**

DISCUSSION GUIDE EXAMPLE

Sunday, February 18 2024

Charge Groups

Why We Gather

Remind the group why we gather (the building-up of one -another)

“As iron sharpens iron, so one person sharpens another.” - Proverbs 27:17

ENCOURAGE

Spend some time encouraging the group. Use this icebreaker question to laugh, enjoy one-another and look for opportunities to encourage.

Icebreaker: What is one song you could listen to on repeat?

DISCUSSION QUESTIONS

1. Based on Proverbs 17:17, what practical steps can we take to demonstrate love to others?
2. Based on Galatians, 6:2, how can we proactively share and carry each other's burdens within our Charge Group? What challenges or obstacles might arise, and how can we overcome them to fulfill this biblical principle?
3. Based on Proverbs 27:17, What are some ways we can sharpen and be sharpened by others?
4. According to John 15:12-15, Jesus calls us friends. How can we deepen our friendship with Christ and apply the principles of true friendship in our relationships with one another?
5. If you could choose one of the biblical principles we discussed on Sunday to increase the most in, which would it be and why? (Increase your love stamina, burden bearing, iron sharpening, or friendship with Jesus)

Next Steps

We believe that everyone has a next step! Look for ways to encourage one-another toward a next step. If there can be a tangible next step such as baptism, join the family, etc...encourage one-another to take a next step based on your discussion.

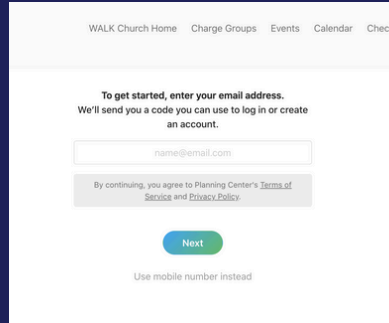
MANAGING YOUR GROUP

Once your group is listed in the WALK Church directory, you will receive an email with instructions to set up your profile and manage your group. After you're set up, you can easily access it by going to walkchurch.com/group and selecting "My Church Center" to go directly to the site.

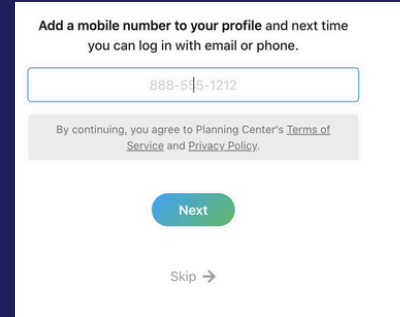
STEP 1 - Receive Email



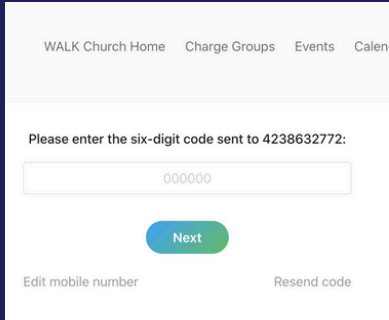
STEP 2 - Enter Email



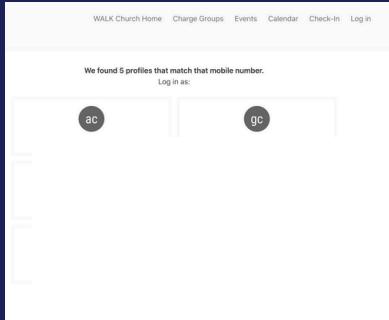
STEP 3 - Enter Cell Phone



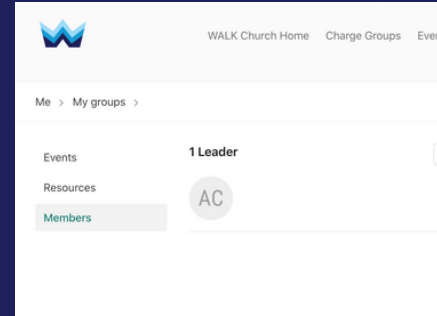
STEP 4 - Enter Code



STEP 5 - Select Profile



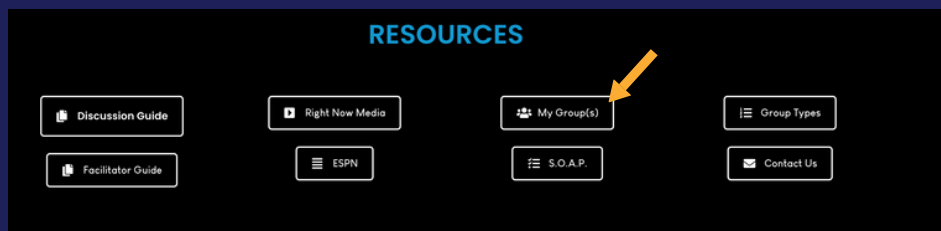
STEP 6 - Manage Group



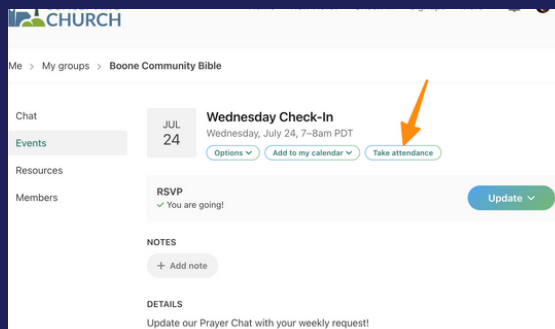
TAKING ATTENDANCE ON BROWSER

It is vitally important to take attendance each time your group meets. Keeping attendance helps us understand who is finding community and supports the church in providing ongoing care.

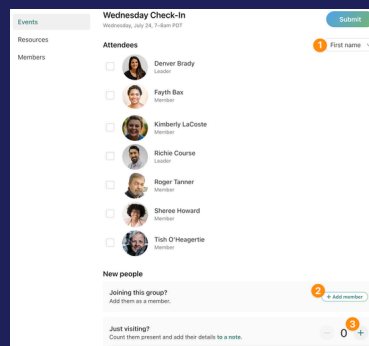
STEP 1 - Go to walkchurch.com/groups, scroll down to the resource section, and click on “My Group(s).”



STEP 2 - Click “Events,” locate the date, and then click “Take Attendance.”



STEP 3 - Select the members who were present. You can add a member by sending them an invite or scanning a QR code. Everyone else, including kids, should be marked as “Visitors.”



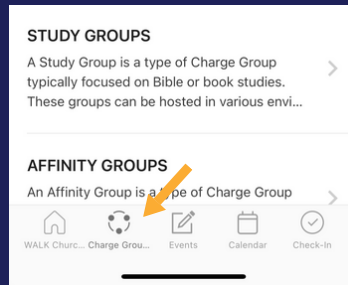
TAKING ATTENDANCE ON APP

Once you download the app, it's easy to record attendance during the group or immediately afterward. If you have any questions about the app, please contact our team. Scan the QR code to download the app and watch a quick video tutorial on how to use it effectively.

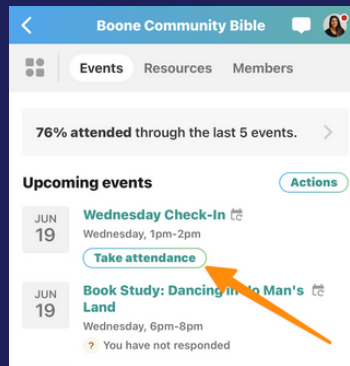


DOWNLOAD CHURCH CENTER APP

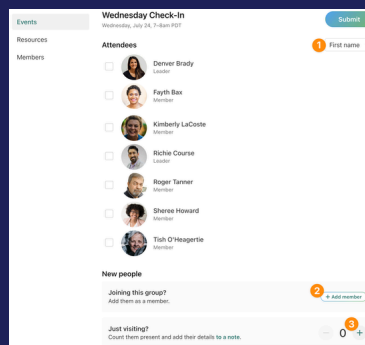
STEP 1 - Open the app, sign in and select "Charge Groups" at the bottom



STEP 2- Select your group, then choose "Events," and click "Take Attendance."



STEP 3 - Select the members who were present. You can add a member by sending them an invite or scanning a QR code. Everyone else, including kids, should be marked as "Visitors."





FIND COMMUNITY
